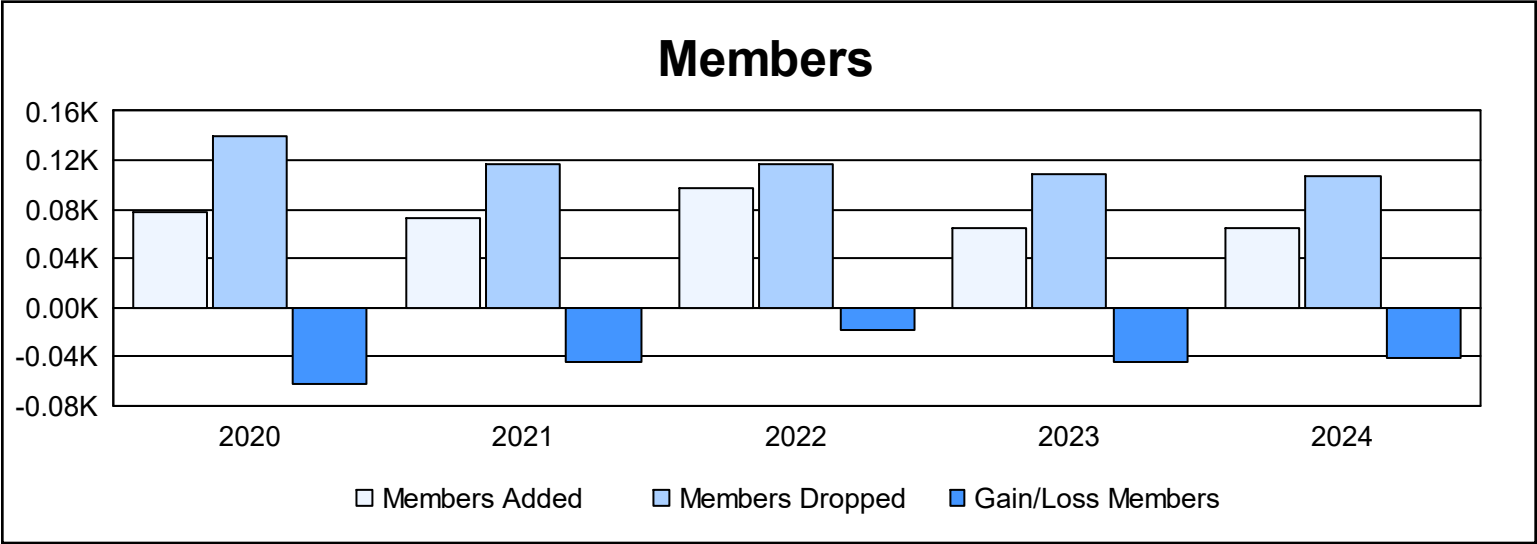
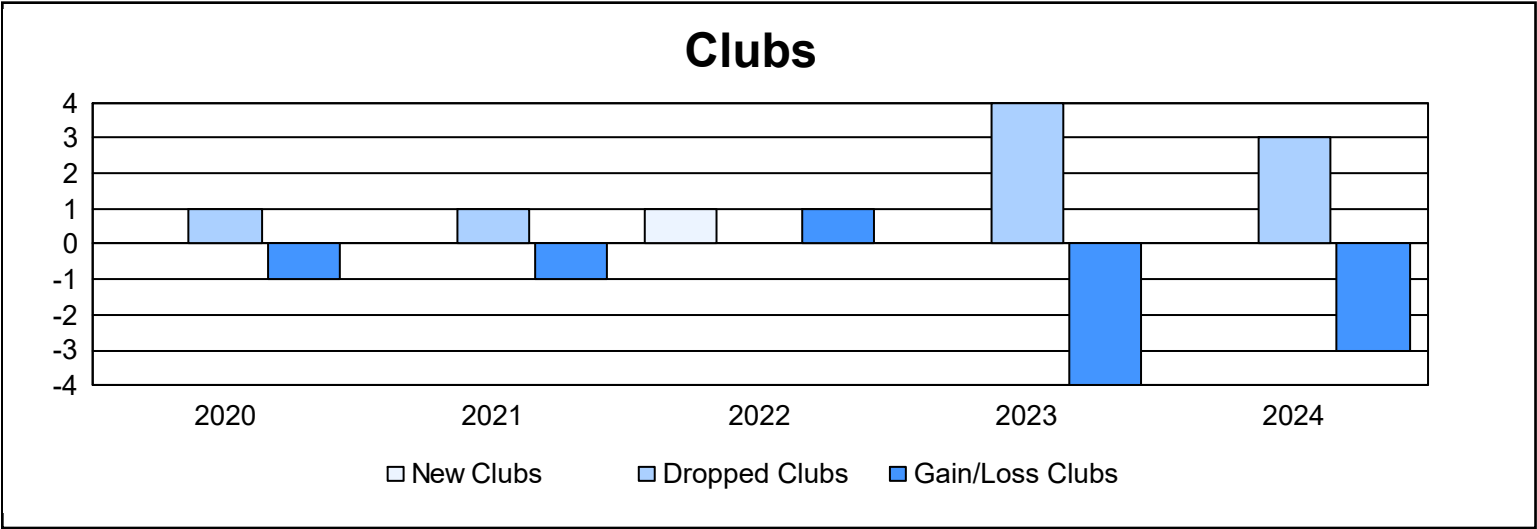
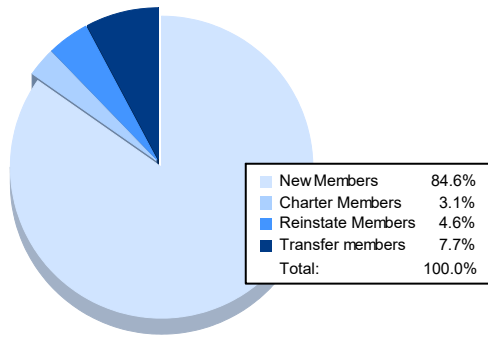


Year	New Clubs	Dropped Clubs	Gain/ Loss Clubs	New Members	Charter Members	Reinstate Members	Transfer Members	Total Member Added	Total Members Dropped	Gain/ Loss Members
2019-2020	0	1	-1	53	1	17	7	78	140	-62
2020-2021	0	1	-1	52	0	17	3	72	116	-44
2021-2022	1	0	1	60	32	1	4	97	116	-19
2022-2023	0	4	-4	57	0	4	3	64	109	-45
2023-2024	0	3	-3	55	2	3	5	65	107	-42
Average	0	2	-2	55	7	8	4	75	118	-42



### Membership Composition June 2024 Cumulative



### Gender Composition June 2024 Cumulative

